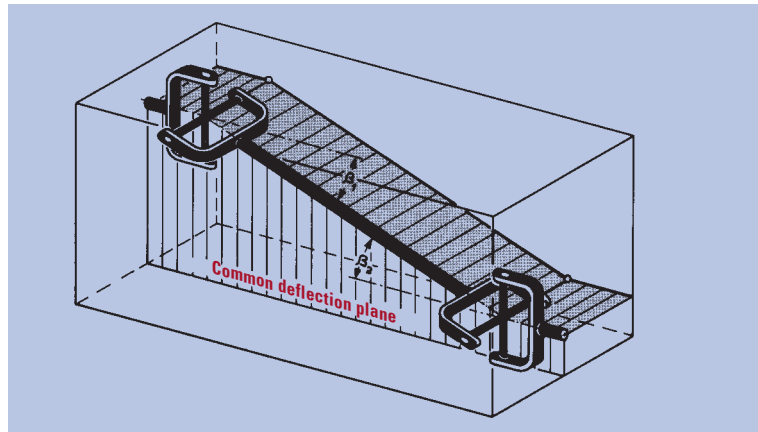


### 1.4 Arrangement configuration

#### Z-Configuration:

In- and output shaft are parallel to each other in one plane.

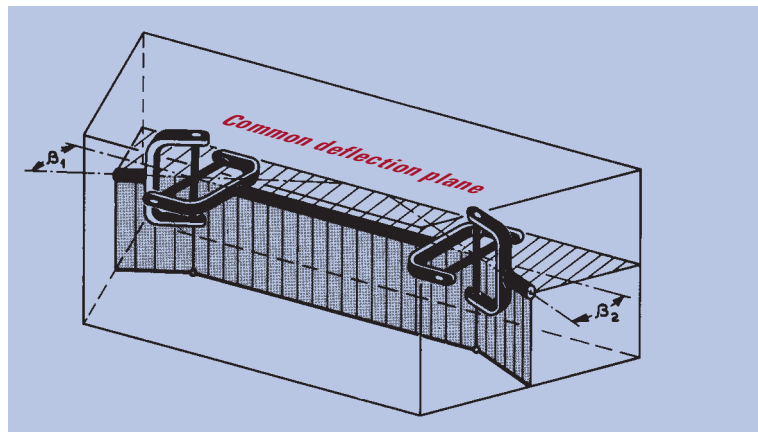
Requirement:  $\beta_1 = \beta_2$



#### W-Configuration:

In- and output shaft intersect in one plane.

Requirement:  $\beta_1 = \beta_2$



#### Three-dimensional configuration:

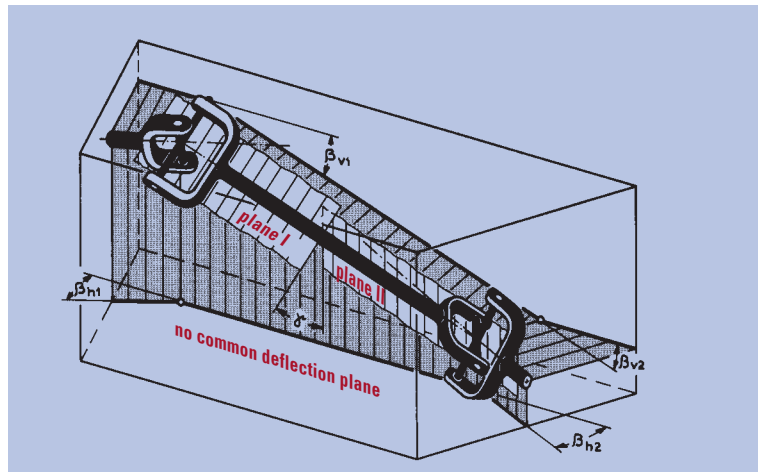
(Combined Z and W configuration)

In- and output shaft cross each other offset in space. No common plane exists. Therefore the inner forks must be offset by the angle  $\gamma$  (See 1.1 „Exception“).

Requirement:  $\beta_{R1} = \beta_{R2}$

The resultant three-dimensional deflection angle  $\beta_R$  derived from the vertical and horizontal angular deviation, is calculated as:

$$\beta_R = \arctan \sqrt{\tan^2 \beta_v + \tan^2 \beta_h}$$



#### ■ INFORMATION & CONTACT ■ www.elbe-group.de

#### Elbe & Sohn, Inc.

- Cardan and double joints
- Ball and socket cardan shafts
- Pin and block cardan shafts
- Drive and driven flanges

#### G. Elbe & Sohn GmbH & Co. KG

- Cardan and double joint shafts for series and original equipment manufacturing

#### ELSO Elbe GmbH & Co. KG

- Ball and socket/ Pin and block cardan shafts
- Drive and driven flanges
- Single pieces and repair of universal joint shafts